

City of Farmington

Performance Dashboard

Other Post Employment Benefit (OPEB) Liability

	2022	2021
Total OPEB Liability	9,730,717	9,470,627
Plan Fiduciary Net Position	<u>8,685,701</u>	<u>10,477,473</u>
Net Pension Liability	1,045,016	(1,006,846)
Plan Fiduciary Net Position as a percentage of Total Pension Liability	89.26%	110.63%

City of Farmington

Performance Dashboard

Pension System Liability



	2022	2021
Total Pension Liability	31,107,475	29,169,959
Plan Fiduciary Net Position	<u>24,480,579</u>	<u>22,306,224</u>
Net Pension Liability	6,626,896	6,863,735
Plan Fiduciary Net Position as a percentage of Total Pension Liability	78.70%	76.47%

CITY OF FARMINGTON PUBLIC SAFETY DASHBOARD (2017 THRU 2021)


INDICATOR:

PART A CRIME

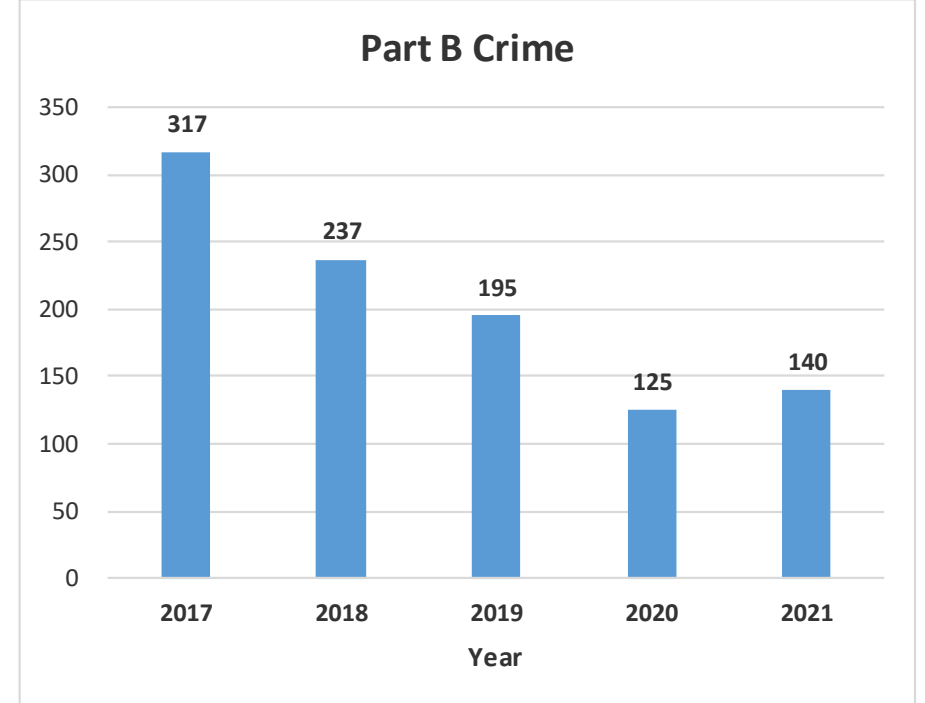
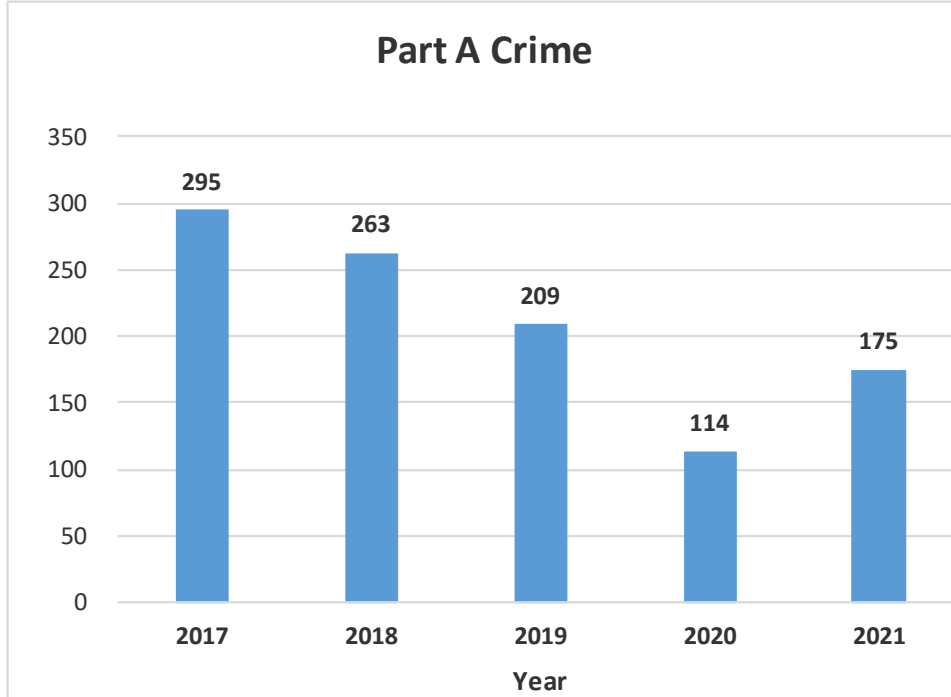
PART B CRIME

PAST-YEAR TREND

Negative



Negative



Part A Crime: Murder, Forcible Sex Offenses, Robbery, Assault Offenses, Burglary, Larceny, Vehicle Theft, Kidnap, Abduction, Forgery, Counterfeiting, Fraud, Embezzlement, Stolen Property, Malicious Destruction of Property, Narcotic Drug Law Violations, Pornographic Material, Weapons.

Part B Crime: Fraud-Bad Checks, Non-forcible sex offenses, non-violent family offenses, operating under the influence, liquor law violations, obstruct/escape, disorderly/vagrancy, State law offenses, juvenile offenses, traffic offenses

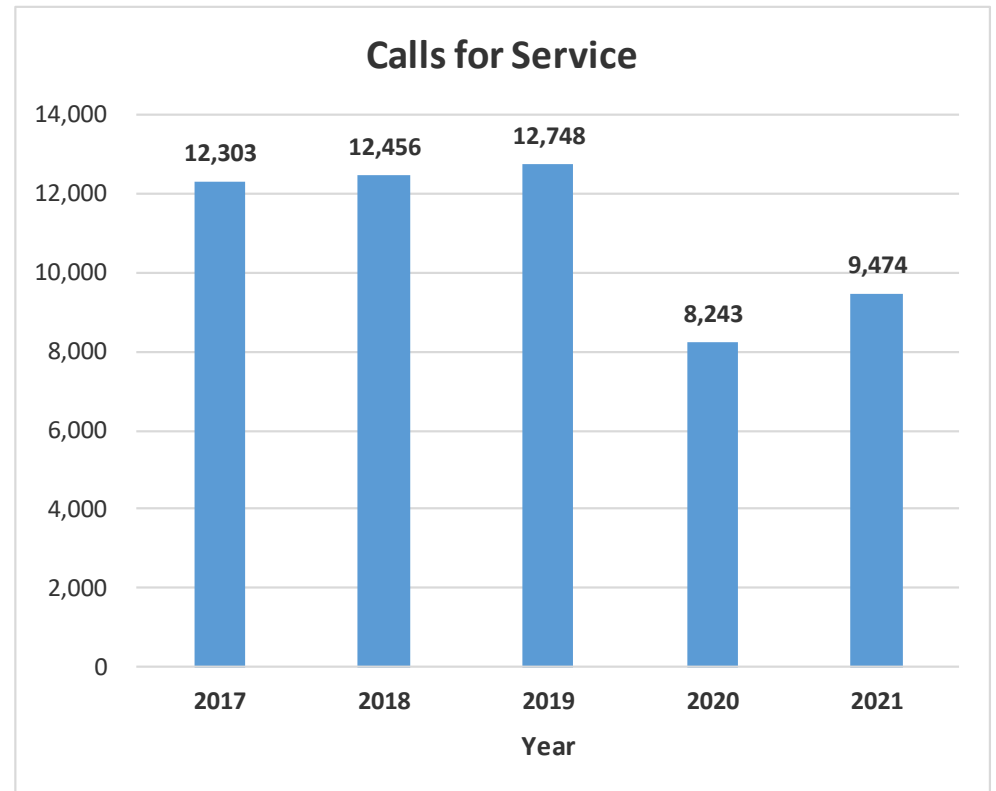
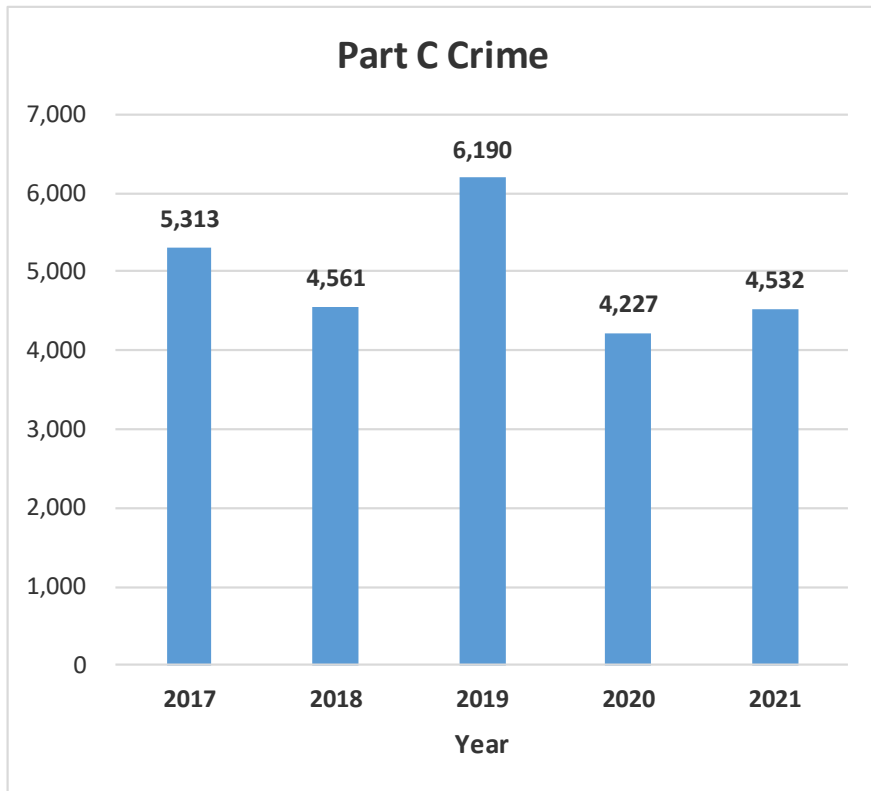
CITY OF FARMINGTON PUBLIC SAFETY DASHBOARD (2017 THRU 2021)

INDICATOR: **PART C CRIME**

PAST-YEAR TREND **Negative** 

INDICATOR: **CALLS FOR SERVICE**

PAST-YEAR TREND **Negative** 



Part C Crime: Juvenile complaints, traffic offenses, warrants, traffic crashes, sick/injury calls, miscellaneous complaints, search and rescue, traffic complaints, non-criminal complaints, alarms.

*Farmington Hills dispatch began initiating a call for service number for each traffic stop mid-year
 *1,912 traffic stops
 *In the 2014 number, traffic stops are not included

CITY OF FARMINGTON PUBLIC SAFETY DASHBOARD (2017 THRU 2021)

INDICATOR:

MEDICAL RUNS

FIRE RUNS

PAST-YEAR TREND

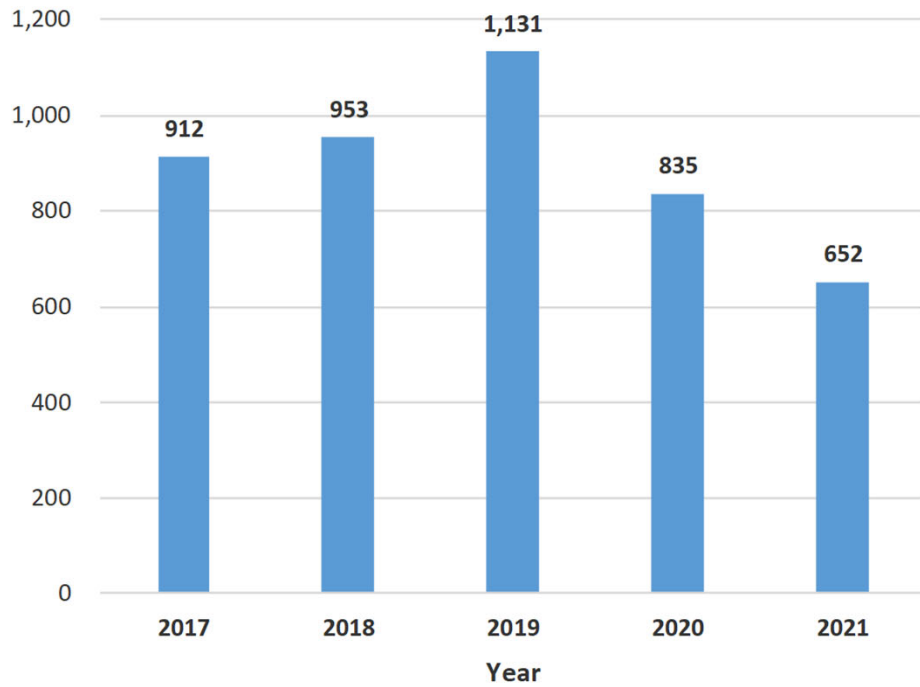
Positive



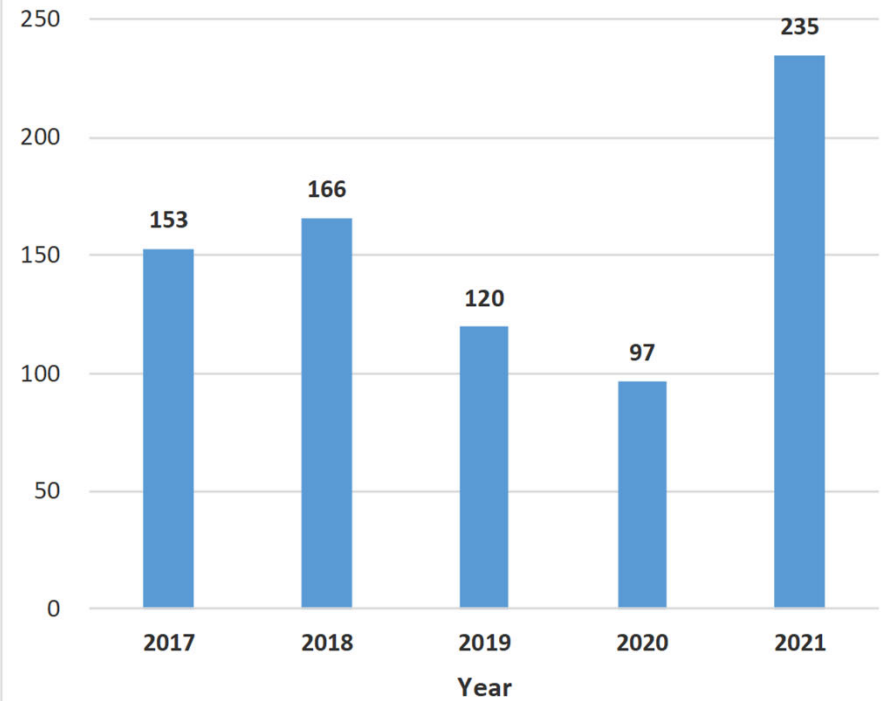
Negative



Medical Runs



Fire Runs

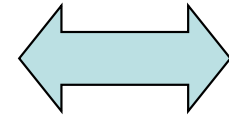


City of Farmington Performance Dashboard

Economic Strength


High Speed Broadband Coverage

1.00



Bachelor Degree or Higher- 2020

0.34



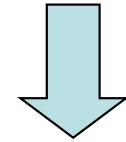
City of Farmington Performance Dashboard

Quality of Life

Arts, Culture, Recreation

- % of General Fund Expenditures

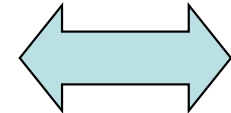
8.7%



Total Park Land – Acres

- All developed

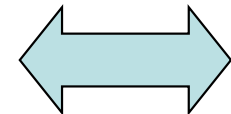
40.02



Recycling

- % Residential Access to Curbside Recycling

100.0%



- Landfill Diversion Rate - 2021

45%

