

# City of Farmington

## Performance Dashboard

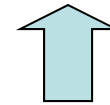
### Other Post Employment Benefit (OPEB) Liability

|  | 2017             | 2018             |
|--|------------------|------------------|
| Total OPEB Liability   | 10,870,047       | 11,079,877       |
| Plan Fiduciary Net Position  | <u>9,720,378</u> | <u>9,771,863</u> |
| Net Pension Liability  | 1,149,669        | 1,308,014        |
| <br>   |                  |                  |
| Plan Fiduciary Net Position<br>as a percentage of Total<br>Pension Liability | 89.42%           | 88.19%           |

# City of Farmington

## Performance Dashboard

### Pension System Liability



|  | 2017              | 2018              |
|--|-------------------|-------------------|
| Total Pension Liability  | 24,872,667        | 25,502,800        |
| Plan Fiduciary Net Position  | <u>19,326,489</u> | <u>20,734,733</u> |
| Net Pension Liability  | 5,546,178         | 4,768,067         |
| <br>   |                   |                   |
| Plan Fiduciary Net Position<br>as a percentage of Total<br>Pension Liability | 77.70%            | 81.30%            |

# CITY OF FARMINGTON

## PUBLIC SAFETY DASHBOARD (2013 THROUGH 2017)

INDICATOR:

PART A CRIME

PART B CRIME

PAST-YEAR TREND

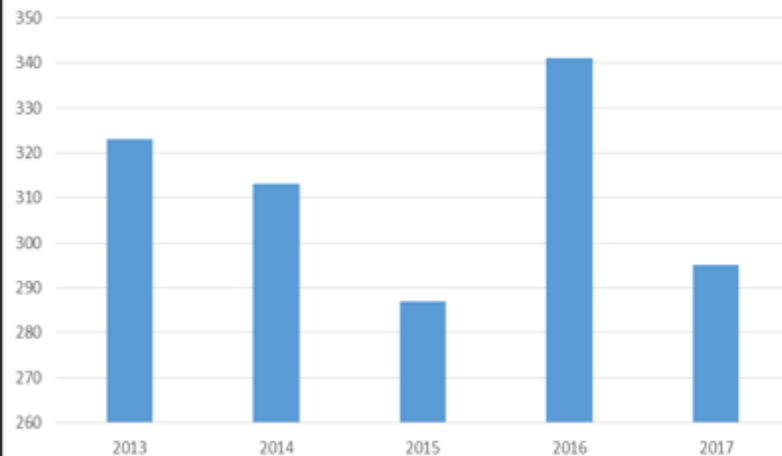
DECREASE



INCREASE

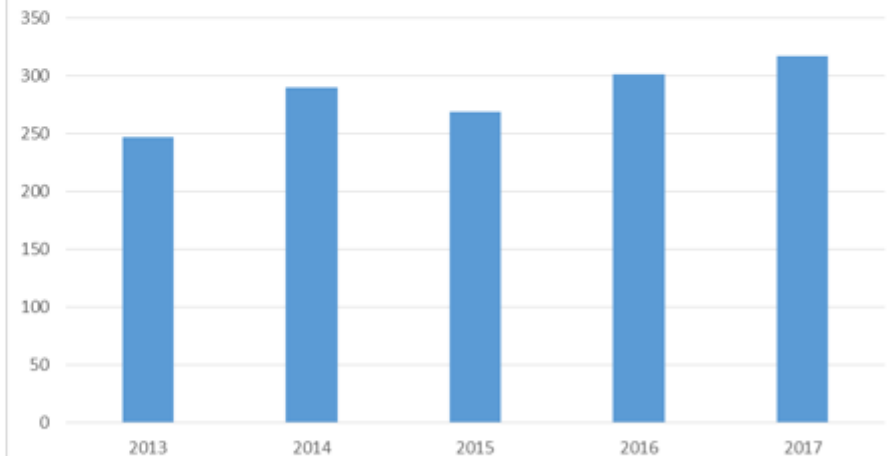


PART A CRIMES



Part A Crime: Murder, Forcible Sex Offenses, Robbery, Assault Offenses, Burglary, Larceny, Vehicle Theft, Kidnap, Abduction, Forgery, Counterfeiting, Fraud, Embezzlement, Stolen Property, Malicious Destruction of Property, Narcotic Drug Law Violations, Pornographic Material, Weapons.

PART B CRIME



Part B Crime: Fraud-Bad Checks, Non-forcible sex offenses, non-violent family offenses, operating under the influence, liquor law violations, obstruct/escape, disorderly/vagrancy, State law offenses, juvenile offenses, traffic offenses

# CITY OF FARMINGTON

## PUBLIC SAFETY DASHBOARD (2013 THROUGH 2017)

INDICATOR:

PART C CRIME

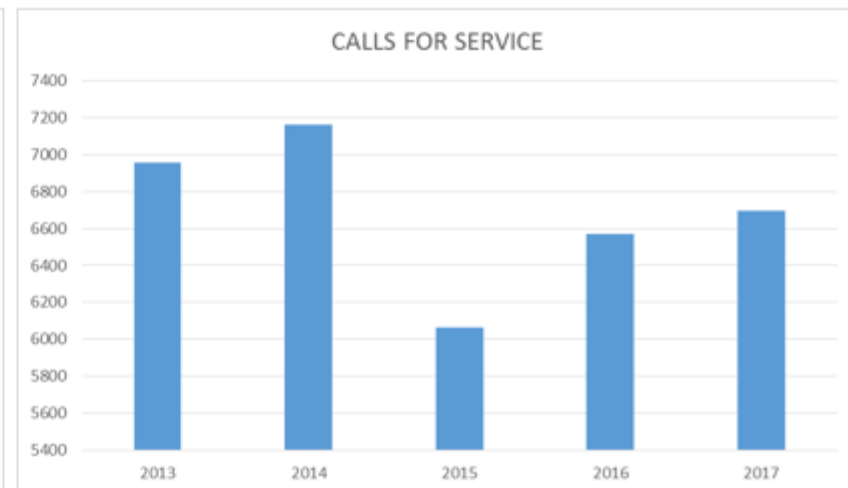
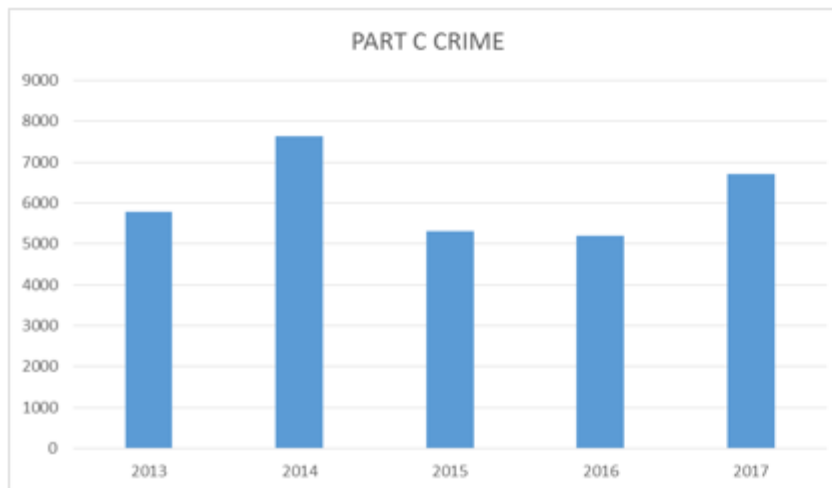
CALLS FOR SERVICE

PAST-YEAR TREND

INCREASE



INCREASE



Part C Crime: Juvenile complaints, traffic offenses, warrants, traffic crashes, sick/injury calls, miscellaneous complaints, search and rescue, traffic complaints, non-criminal complaints, alarms.

Traffic stops not included in calculating total calls for service



# CITY OF FARMINGTON

## PUBLIC SAFETY DASHBOARD (2013 THROUGH 2017)

INDICATOR:

MEDICAL RUNS

FIRE RUNS

PAST-YEAR TREND

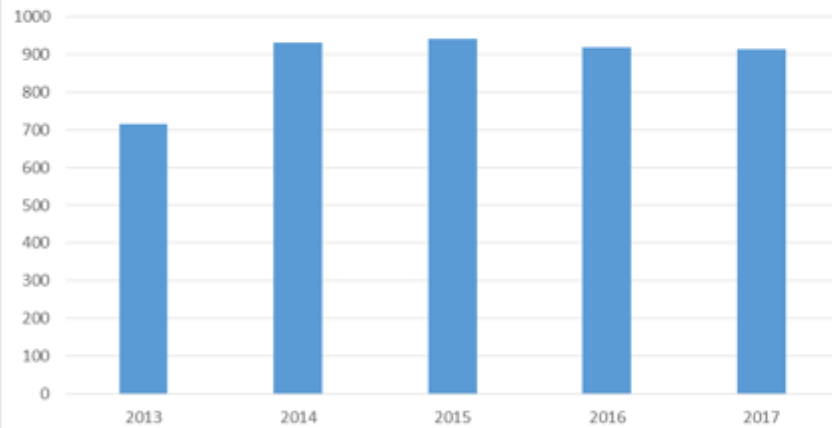
DECREASE



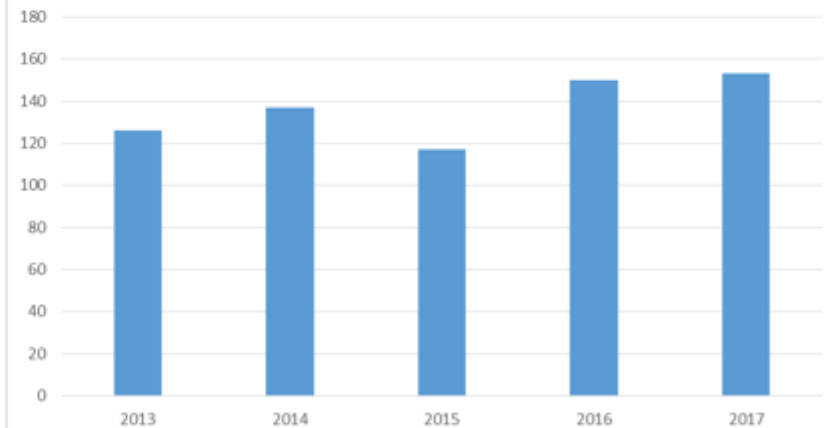
INCREASE



MEDICAL RUNS



FIRE CALLS

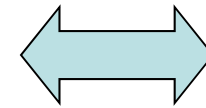


# City of Farmington Performance Dashboard

## Economic Strength


High Speed Broadband Coverage

1.00



Bachelor Degree of Higher - 2010

0.54



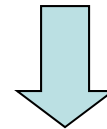
# City of Farmington Performance Dashboard

## Quality of Life

### Arts, Culture, Recreation

- % of General Fund Expenditures

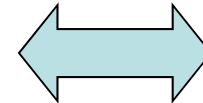
9.1%



### Total Park Land – Acres

- All developed

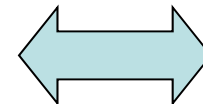
40.02



### Recycling

- % Residential Access to Curbside Recycling

100.0%



- Landfill Diversion Rate - 2016

47.8%

