

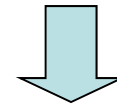
City of Farmington

Performance Dashboard

OPEB Liability

(Other Post Employment Benefits)


% Funding of OPEB Liability	.17
OPEB Assets (2008)	\$ 2,187,000
OPEB Liability (2008)	\$13,126,000



City of Farmington

Performance Dashboard

Pension System Liability

% Funding of Pension Liability	0.99	
Pension Assets (2010)	\$19,901,000	
Pension Liabilities	\$20,068,000	

CITY OF FARMINGTON

PUBLIC SAFETY DASHBOARD (2006 THRU 2010)

INDICATOR:

PART A CRIME

PART B CRIME

5-YEAR TREND:

Positive



Positive

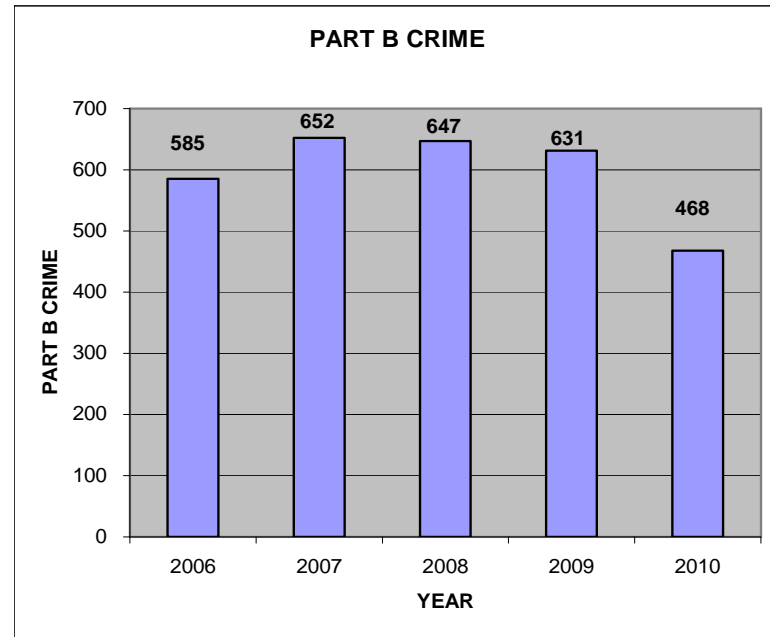
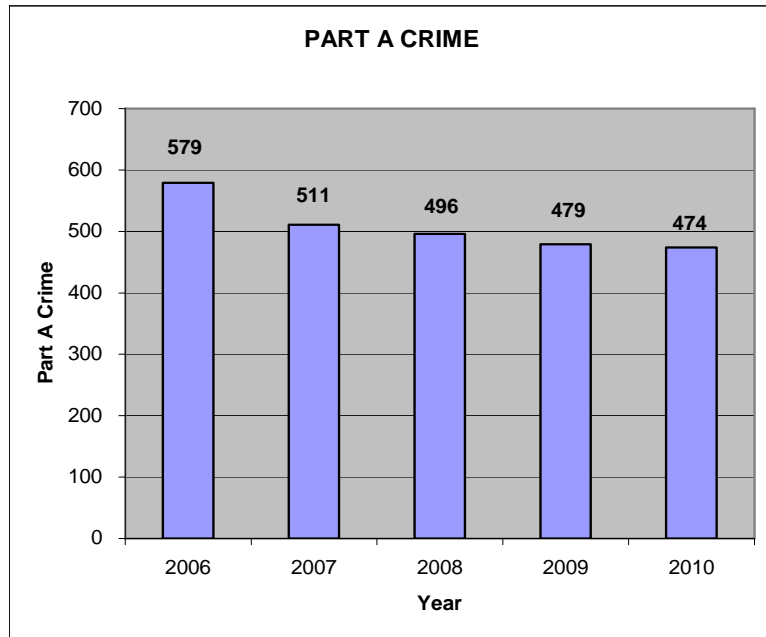


PAST-YEAR TREND:

No Change (less than 2%)



Positive



Part A Crime: Murder, Forcible Sex Offenses, Robbery, Assault Offenses, Burglary, Larceny, Vehicle Theft, Arson, Kidnap/Abduction, Forgery/Counterfeiting, Fraud, Embezzlement, Stolen Property, Malicious Destruction of Property, Narcotic Drug Law Violations, Pornographic Material, Weapons

Part B Crime: Fraud-Bad Checks, Non-forcible sex offenses, non-violent family offenses, operating under the influence, liquor law violations, obstruct/escape, disorderly/vagrancy. State/Law offenses, juvenile vagrancy, traffic offenses

CITY OF FARMINGTON

PUBLIC SAFETY DASHBOARD (2006 THRU 2010)

INDICATOR:

PART C CRIME

CALLS FOR SERVICE

5-YEAR TREND:

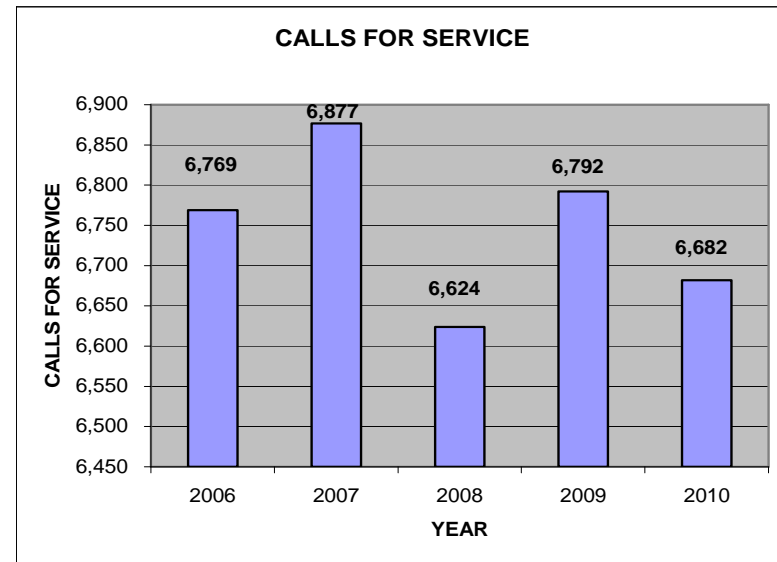
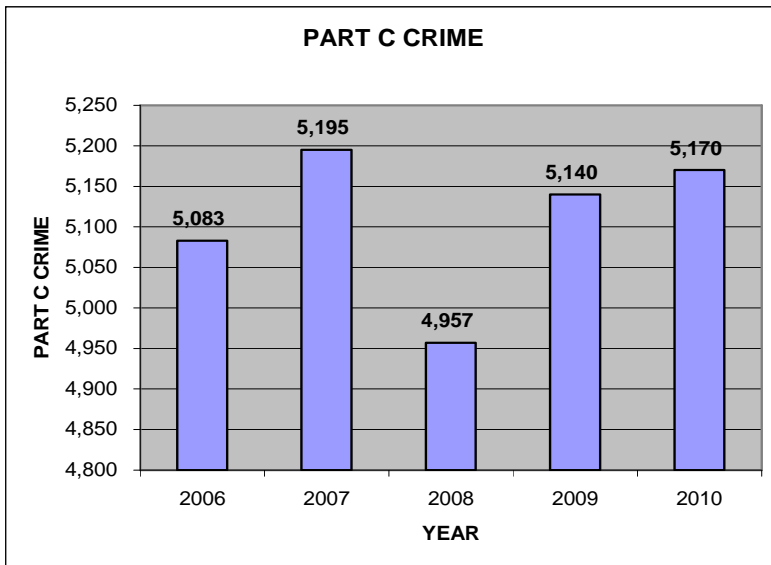
No Change (less than 2%)

No Change (less than 2%)

PAST-YEAR TREND:

No Change (less than 2%)

No Change (less than 2%)



Part C Crime: Juvenile Complaints, traffic offenses, warrants, traffic crashes, sick/injury calls, miscellaneous complaints, search and rescue, traffic complaints, non-criminal complaints, animal complaints, alarms.

CITY OF FARMINGTON

PUBLIC SAFETY DASHBOARD (2006 THRU 2010)

INDICATOR:

MEDICAL RUNS

FIRE RUNS

5-YEAR TREND:

Increased



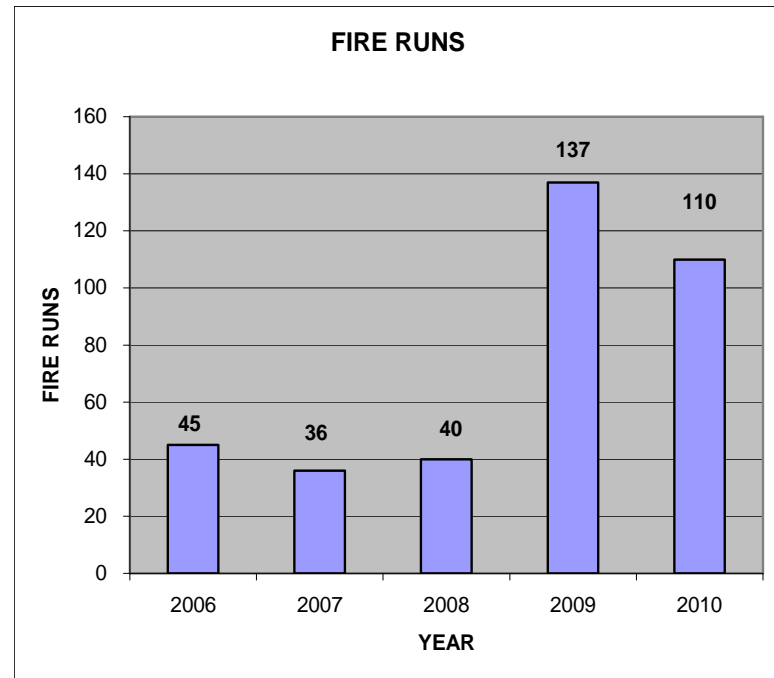
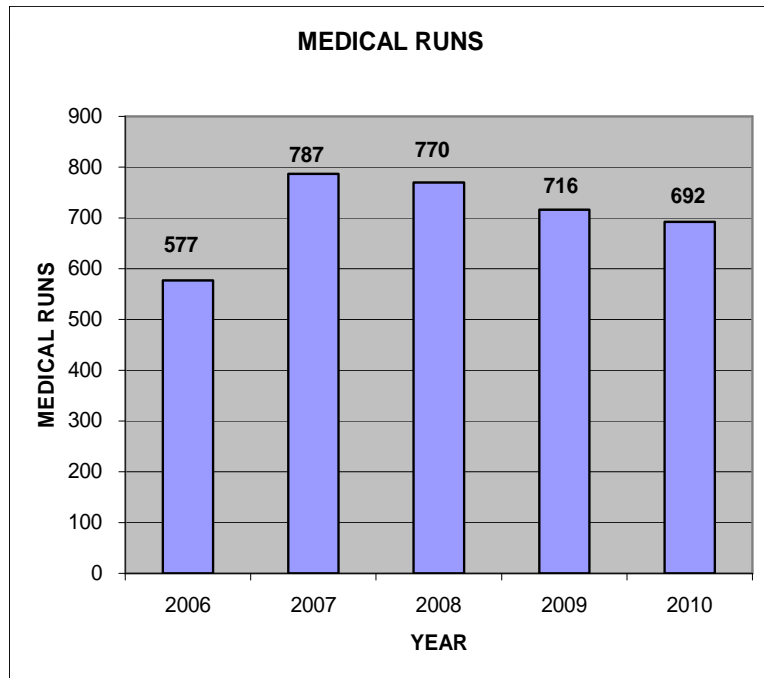
Methodology Counting Change

PAST-YEAR TREND:

Decreased



Decreased



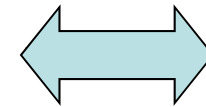
City of Farmington

Performance Dashboard

Economic Strength

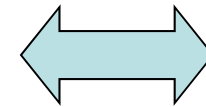
High Speed Broadband Coverage

1.00






Bachelor Degree of Higher - 2000

0.48



City of Farmington Performance Dashboard

Quality of Life

Arts, Culture, Recreation (FY 09-10)	0.05	
- % of General Fund Expenditures		
Total Park Land – Acres	35.52	
- All developed		
Recycling		
- % Residential Access to Curbside Recycling	1.00	
- Landfill Diversion Rate	0.48	