


City of Farmington

Performance Dashboard

OPEB Liability

(Other Post Employment Benefits)

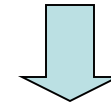


	<u>2014</u>	<u>2015</u>
OPEB Assets	\$ 2,690,351	\$ 10,495,301
OPEB Liability	\$10,467,411	\$ 10,488,528
% Funding of OPEB Liability	.26	1.00

City of Farmington

Performance Dashboard

Pension System Liability



	2014	2015
Total Pension Liability	21,806,173	22,502,671
Plan Fiduciary Net Position	<u>19,578,215</u>	<u>19,816,805</u>
Net Pension Liability	2,227,958	2,685,866
Plan Fiduciary Net Position as a percentage of Total Pension Liability	89.78	88.06

CITY OF FARMINGTON

PUBLIC SAFETY DASHBOARD (2011 THRU 2015)

INDICATOR:

PART A CRIME

PART B CRIME

PAST-YEAR TREND

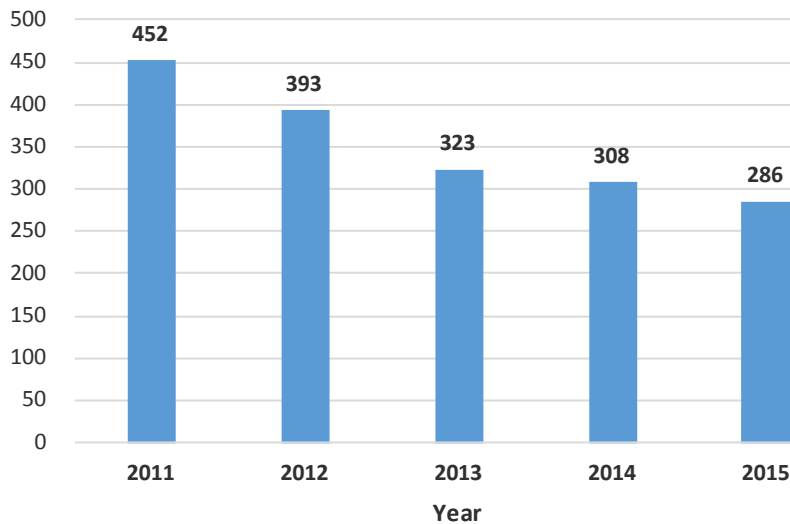
Positive



Positive

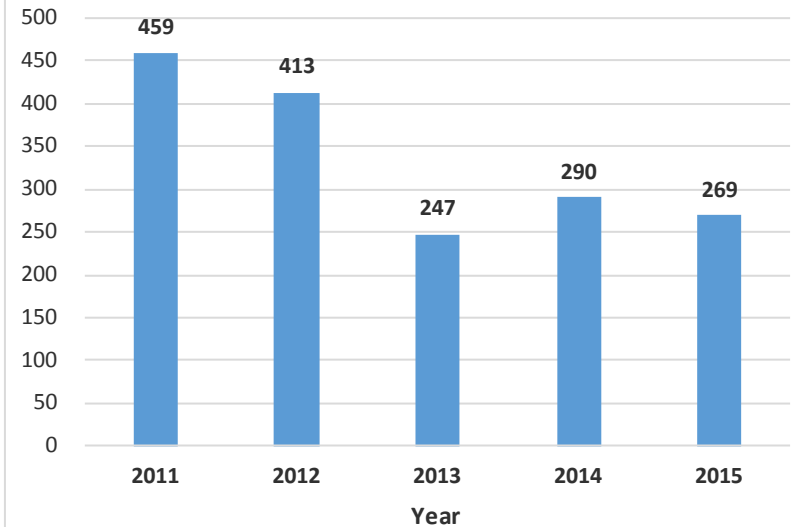


Part A Crime



Part A Crime: Murder, Forcible Sex Offenses, Robbery, Assault Offenses, Burglary, Larceny, Vehicle Theft, Kidnap, Abduction, Forgery, Counterfeiting, Fraud, Embezzlement, Stolen Property, Malicious Destruction of Property, Narcotic Drug Law Violations, Pornographic Material, Weapons.

Part B Crime



Part B Crime: Fraud-Bad Checks, Non-forcible sex offenses, non-violent family offenses, operating under the influence, liquor law violations, obstruct/escape, disorderly/vagrancy, State law offenses, juvenile offenses, traffic offenses

CITY OF FARMINGTON

PUBLIC SAFETY DASHBOARD (2011 THRU 2015)

INDICATOR:

PART C CRIME

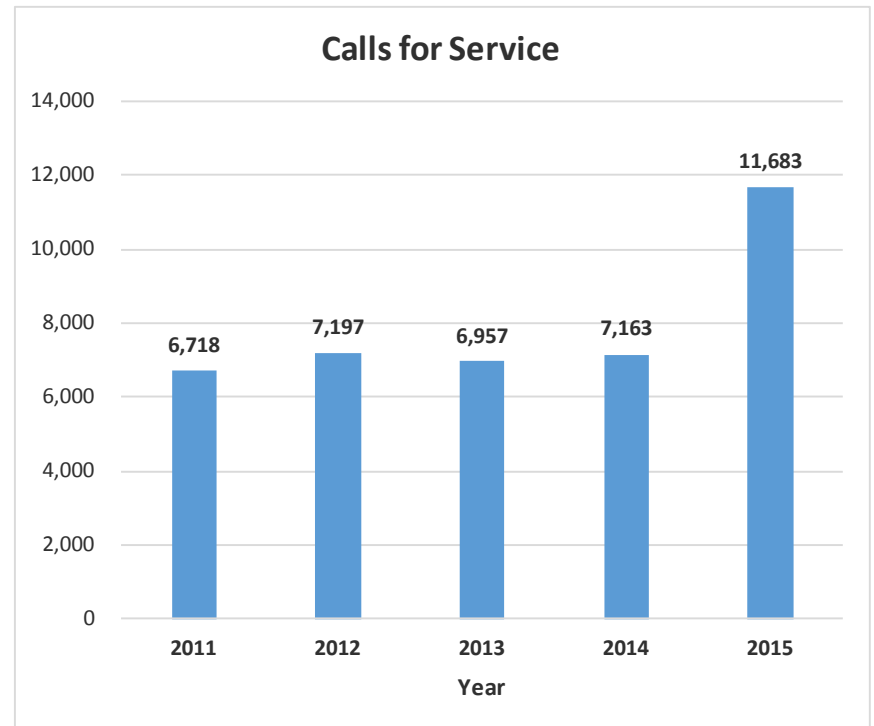
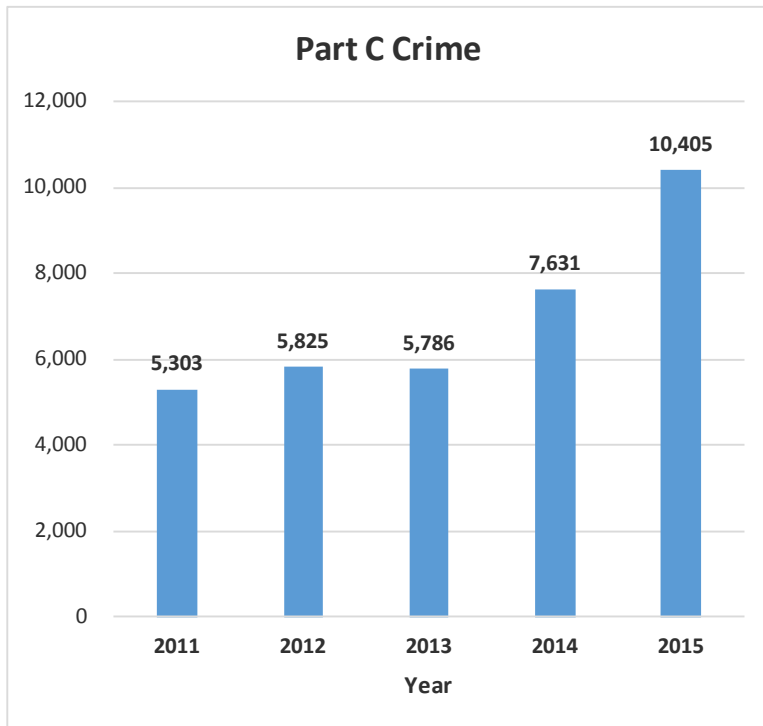
CALLS FOR SERVICE

PAST-YEAR TREND

Negative



Negative



Part C Crime: Juvenile complaints, traffic offenses, warrants, traffic crashes, sick/injury calls, miscellaneous complaints, search and rescue, traffic complaints, non-criminal complaints, alarms.

*Farmington Hills dispatch began initiating a call for service number for each traffic stop mid-year

*1,912 traffic stops

*In the 2014 number, traffic stops are not included

CITY OF FARMINGTON

PUBLIC SAFETY DASHBOARD (2011 THRU 2015)

INDICATOR:

MEDICAL RUNS

FIRE RUNS

PAST-YEAR TREND

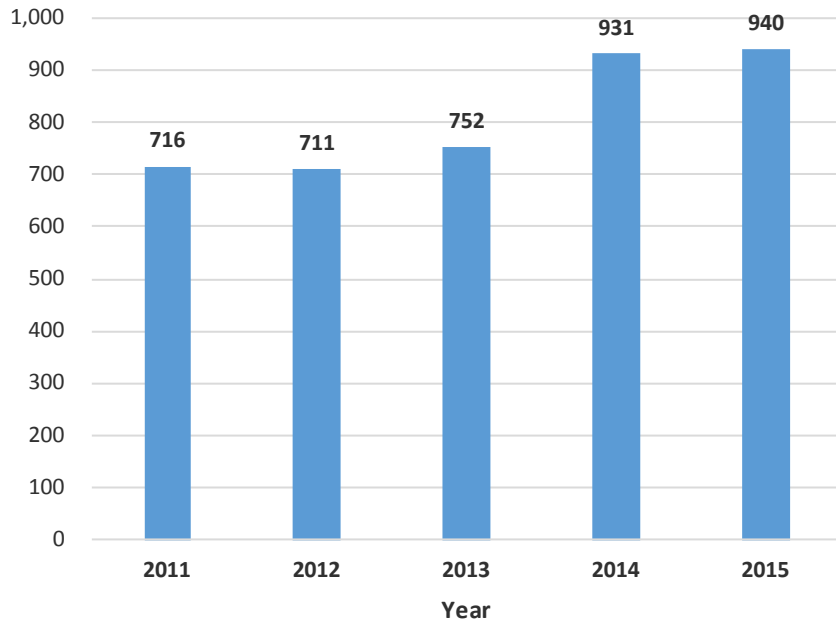
Negative



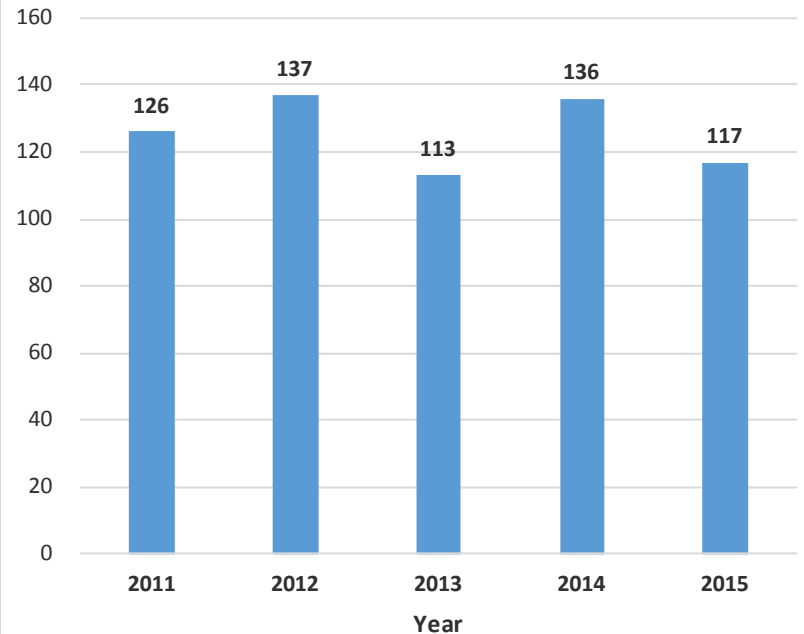
Positive



Medical Runs



Fire Runs

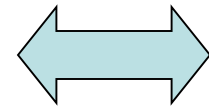


City of Farmington Performance Dashboard

Economic Strength


High Speed Broadband Coverage

1.00



Bachelor Degree of Higher - 2010




0.54



City of Farmington

Performance Dashboard

Quality of Life

Arts, Culture, Recreation (FY 14-15)	0.08	
- % of General Fund Expenditures		
Total Park Land – Acres	37.77	
- All developed		
Recycling		
- % Residential Access to Curbside Recycling	1.00	
- Landfill Diversion Rate - 2015	0.5314	